



Thank you for previewing this product! This is a bundled set of exit tickets from my store. This preview contains the previews from each of the sets.

The purchaser of this set has permission to make copies for their classroom. Districts must purchase additional licenses to distribute to all music classrooms in the district.

What did you learn in class today?

Name _____

Class _____

Date _____

What did you learn in class today?

Name _____

Class _____

Date _____

What did you learn in class today?

Name _____

Class _____

Date _____

Copyright 2014 Tracy King. All rights reserved. www.musicbulletinboards.net

Copyright 2014 Tracy King. All rights reserved. www.musicbulletinboards.net

Name
Class
Date



WHAT NEW THING DID YOU LEARN TODAY?



Copyright 2014 Tracy King. All rights reserved. www.musicbulletinboards.net

Name
Class
Date



WHAT NEW THING DID YOU LEARN TODAY?



Copyright 2014 Tracy King. All rights reserved. www.musicbulletinboards.net

Name
Class
Date



WHAT NEW THING DID YOU LEARN TODAY?



Copyright 2014 Tracy King. All rights reserved. www.musicbulletinboards.net

SHOW WHAT YOU KNOW!

NAME

DATE

CLASS

PERIOD

THE MOST IMPORTANT THING I LEARNED TODAY WAS

I STILL HAVE QUESTIONS ABOUT

CLASS EXIT SLIP

SHOW WHAT YOU KNOW!

Barcode

CLASS EXIT TICKET

Barcode

Name _____

Class _____

Date _____

The most important thing I learned today was

I still have questions about

Copyright 2014 Tracy King. All rights reserved. www.musicbulletinboards.net

SHOW WHAT YOU KNOW!

Name _____
Class _____

Date _____

The most important thing I learned today was

I still have questions about _____

CLASS EXIT TICKET

Copyright 2014 Tracy King. All rights reserved. www.musicbulletinboards.net

How to Use Exit Tickets in Music Class

Exit tickets are great formative assessments for the music classroom. These little slips of paper will help you gauge student understanding and thus improve student performance and make your planning time more efficient. Although they are called “exit tickets” you could easily use them at the beginning of class or during a time of transitioning from one activity to the next.

Use them to record a grade, archive work for portfolios or to gauge student understanding. Not everything that we do in class or write on paper must be recorded as a grade in the gradebook. If you grade them, you’ll want to devise a plan for getting graded tickets back to students. If you aren’t going to grade them and will use them only to gauge understanding, you may choose to pitch them rather than pass them back.

Setting Up Your Classroom

In order to use exit tickets effectively, consider how you’ll get them into the hands of your students. Will you put them on a table with a can of pencils and a stack of clipboards? That’s my solution! Depending on your classroom set-up you may have to have another solution. Think about the most efficient way for students to get the exit tickets, get a pencil and have a place to work. Think about lining up procedures. Will students turn them in at a specific location? Will you collect them as they stand in line? Could student leaders pass them out and collect them? Have a plan.

Instruments Pack

Page	Content
3	Brass Family: Name instruments
4	Brass Family: Identify instruments, writing prompt
5	String Family: Name instruments
6	String Family: Identify instruments, writing prompt
7	String Family: String size and thickness
8	Woodwind Family: Name instruments
9	Woodwind Family: Identify instruments, writing prompt
10	Percussion Family: Name instruments
11	Percussion Family: Shake, Scrape or Strike
12	Instrument Families: List by family
13	Compare and contrast brass and woodwind
14	Compare and contrast guitar and violin
15	Blank ticket

EXIT TICKET

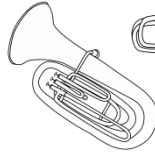
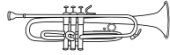
Name _____

Class _____

Date _____

The Brass Family

Circle the instruments that belong to the brass family.



Which brass family instrument do you like the best?

EXIT TICKET

EXIT TICKET

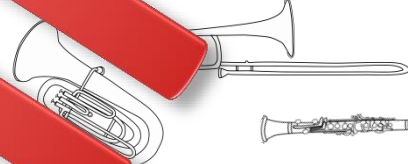
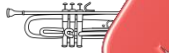
Name _____

Class _____

Date _____

The Brass Family

Circle the instruments that belong to the brass family.



Which brass family instrument do you like the best? Why?

EXIT TICKET

EXIT TICKET

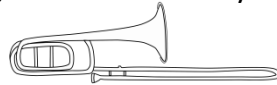
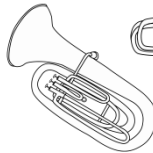
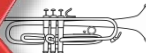
Name _____

Class _____

Date _____

The Brass Family

Circle the instruments that belong to the brass family.



Which brass family instrument do you like the best? Why?

EXIT TICKET

EXIT TICKET

Name _____

Class _____

Date _____

Name three instruments that belong to each instrument family.

Brass

1. _____
2. _____
3. _____

Woodwinds

1. _____
2. _____
3. _____

Percussion

1. _____
2. _____
3. _____

Strings

1. _____
2. _____
3. _____

EXIT TICKET

EXIT TICKET

Name _____

Class _____

Date _____

Name three instruments that belong to each instrument family.

Brass

1. _____
2. _____
3. _____

Woodwinds

1. _____
2. _____
3. _____

Percussion

1. _____
2. _____
3. _____

Strings

1. _____
2. _____
3. _____

EXIT TICKET

EXIT TICKET

Name _____

Class _____

Date _____

Name three instruments that belong to each instrument family.

Brass

1. _____
2. _____
3. _____

Woodwinds

1. _____
2. _____
3. _____

Percussion

1. _____
2. _____
3. _____

Strings

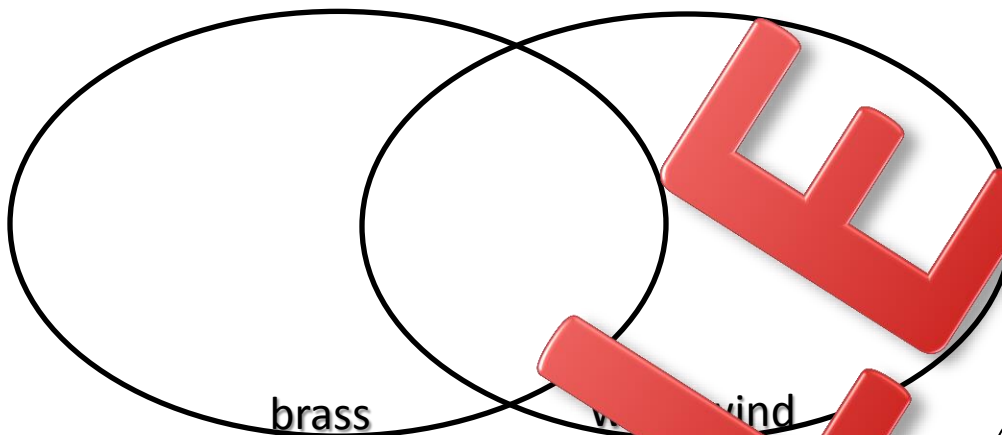
1. _____
2. _____
3. _____

EXIT TICKET

EXIT TICKET

Name _____
Class _____
Date _____

Compare and contrast the brass and woodwind families.



EXIT TICKET

EXIT TICKET

Name _____
Class _____
Date _____

Compare and contrast the brass and woodwind families.

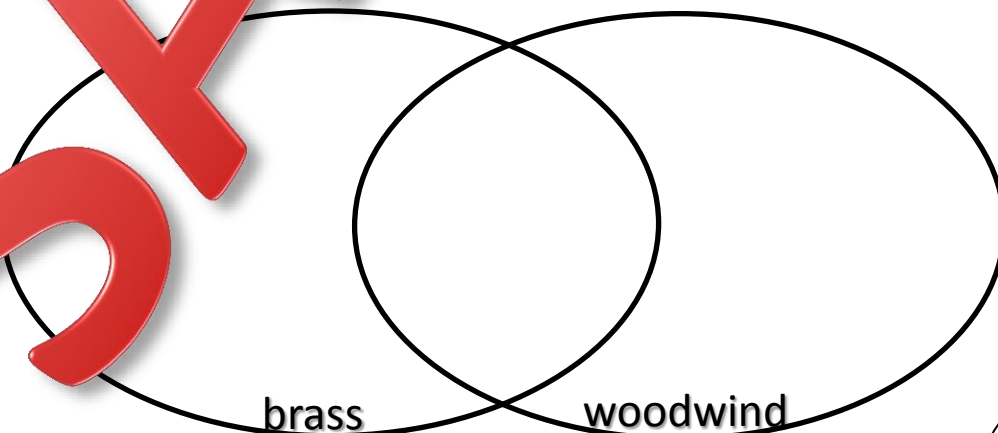


EXIT TICKET

EXIT TICKET

Name _____
Class _____
Date _____

Compare and contrast the brass and woodwind families.



EXIT TICKET

How to Use Exit Tickets in Music Class

Exit tickets are great formative assessments for the music classroom. These little slips of paper will help you gauge student understanding and thus improve student performance and make your planning time more efficient. Although they are called “exit tickets” you could easily use them at the beginning of class or during a time of transitioning from one activity to the next.

Use them to record a grade, archive work for portfolios or to gauge student understanding. Not everything that we do in class or write on paper must be recorded as a grade in the gradebook. If you grade them, you’ll want to devise a plan for getting graded tickets back to students. If you aren’t going to grade them and will use them only to gauge understanding, you may choose to pitch them rather than pass them back.

Setting Up Your Classroom

In order to use exit tickets effectively, consider how you’ll get them into the hands of your students. Will you put them on a table with a can of pencils and a stack of clipboards? That’s my solution! Depending on your classroom set-up you may have to have another solution. Think about the most efficient way for students to get the exit tickets, get a pencil and have a place to work. Think about lining up procedures. Will students turn them in at a specific location? Will you collect them as they stand in line? Could student leaders pass them out and collect them? Have a plan.

Notes and Rests

Page	Content
3	Draw quarter notes
4	Find quarter notes
5	Draw half notes
6	Find half notes
7	Draw dotted half notes
8	Find dotted half notes
9	Draw whole notes
10	Find whole notes
11	Draw eighth notes
12	Find eighth notes
13	Draw eighth note pairs
14	Find eighth note pairs
15	Draw quarter rests
16	Find quarter rests
17	Draw half rests
18	Find half rests
19	Draw whole rests
20	Find whole rests
21	Composing sheet
22	Blank draw the note
23	Blank tickets

Draw a quarter note in each box.

--	--	--	--



Name _____
Class _____
Date _____

How many counts does a quarter note get? _____

Copyright 2014

www.musicbulletinboards.net

Draw a quarter note in each box.

--	--	--	--



Name _____
Class _____
Date _____

How many counts does a quarter note get? _____

Copyright 2014 Tracy King. All rights reserved. www.musicbulletinboards.net

Draw a quarter note in each box.

--	--	--	--



Name _____
Class _____
Date _____

How many counts does a quarter note get? _____

Copyright 2014 Tracy King. All rights reserved. www.musicbulletinboards.net

Name _____
Class _____
Date _____

Circle all of the half notes. Then add a dot to them so that they are dotted half notes.



How many counts does a dotted half note get? _____

Copyright 2014 Tracy King. All rights reserved. www.musicbulletinboards.net

Name _____
Class _____
Date _____

Circle all of the half notes. Then add a dot to them so that they are dotted half notes.



How many counts does a dotted half note get? _____

Copyright 2014 Tracy King. All rights reserved. www.musicbulletinboards.net

Name _____
Class _____
Date _____

Circle all of the half notes. Then add a dot to them so that they are dotted half notes.



How many counts does a dotted half note get? _____

Copyright 2014 Tracy King. All rights reserved. www.musicbulletinboards.net

How to Use Exit Tickets in Music Class

Exit tickets are great formative assessments for the music classroom. These little slips of paper will help you gauge student understanding and thus improve student performance and make your planning time more efficient. Although they are called “exit tickets” you could easily use them at the beginning of class or during a time of transitioning from one activity to the next.

Use them to record a grade, archive work for portfolios or to gauge student understanding. Not everything that we do in class or write on paper must be recorded as a grade in the gradebook. If you grade them, you’ll want to devise a plan for getting graded tickets back to students. If you aren’t going to grade them and will use them only to gauge understanding, you may choose to pitch them rather than pass them back.

Setting Up Your Classroom

In order to use exit tickets effectively, consider how you’ll get them into the hands of your students. Will you put them on a table with a can of pencils and a stack of clipboards? That’s my solution! Depending on your classroom set-up you may have to have another solution. Think about the most efficient way for students to get the exit tickets, get a pencil and have a place to work. Think about lining up procedures. Will students turn them in at a specific location? Will you collect them as they stand in line? Could student leaders pass them out and collect them? Have a plan.

Tempo, Dynamics and Musical Opposites Pack

Page	Content
3	Dynamics: Order
4	Dynamics: Piano, Forte, Mezzo
5	Tempo or Dynamics?
6	Tempo: Name things that are largo/allegro
7	Tempo: Which is best for this event?
8	Tempo: Writing prompt about a commercial
9	Tempo: Writing prompt about choosing music for a ballgame
10	Definition Sheet (any term or vocabulary word)
11	Musical Opposites: Choose for lullaby or party song
12	Musical Opposites: Write the opposite
13	Blank ticket

Name _____

Class _____

Date _____

1. Put these dynamics words in order from softest to loudest.

forte

piano

mezzo forte

1 _____ 2 _____ 3 _____

2. Put these dynamics symbols in order from softest to loudest.

fff

mp

f

pp

3. Think about a normal day. When do you hear **forte** the most?

4. When do you hear **piano**? _____

Copyright 2014 Tracy King. All rights reserved. www.musicbulletinboards.net

Name _____

Class _____

Date _____

1. Put these dynamics words in order from softest to loudest.

forte

piano

mezzo forte

1 _____ 2 _____ 3 _____

2. Put these dynamics symbols in order from softest to loudest.

fff

mp

f

pp

ff

3. Think about a normal day. When do you hear **forte** the most?

4. When do you hear **piano**? _____

Copyright 2014 Tracy King. All rights reserved. www.musicbulletinboards.net

Name _____

Class _____

Date _____

1. Put these dynamics words in order from softest to loudest.

forte

piano

mezzo forte

1 _____ 2 _____ 3 _____

2. Put these dynamics symbols in order from softest to loudest.

fff

mp

f

pp

ff

3. Think about a normal day. When do you hear **forte** the most?

4. When do you hear **piano**? _____

Copyright 2014 Tracy King. All rights reserved. www.musicbulletinboards.net

Name _____

Class _____

Date _____

Think about the speed of each song below. Decide what tempo word describes it best.

largo-slowly

andante-a normal walking pace

allegro-quickly

lullaby _____

wedding march _____

parade march _____

funeral song _____

Copyright 2014 Tracy King. All rights reserved. www.musicbulletinboards.net



Name _____

Class _____

Date _____

Think about the speed of each song below. Decide what tempo word describes it best.

largo-slowly

andante-a normal walking pace

allegro-quickly

lullaby _____

wedding march _____

parade march _____

funeral song _____

Copyright 2014 Tracy King. All rights reserved. www.musicbulletinboards.net



Name _____

Class _____

Date _____

Think about the speed of each song below. Decide what tempo word describes it best.

largo-slowly

andante-a normal walking pace

allegro-quickly

lullaby _____

wedding march _____

parade march _____

funeral song _____

Copyright 2014 Tracy King. All rights reserved. www.musicbulletinboards.net



Circle the words that describe a lullaby.

loud

SOFT

s l o w

smooth

choppy

Name _____

Class _____

Date _____

Circle the words that describe a party song.

loud

SOFT

s l o w

smooth

choppy

Copyright 2014 Tracy King. All rights reserved. www.musicbulletinboards.net

Circle the words that describe a lullaby.

loud

SOFT

s l o w

smooth

choppy

Name _____

Class _____

Date _____

Circle the words that describe a party song.

loud

SOFT

s l o w

smooth

choppy

Copyright 2014 Tracy King. All rights reserved. www.musicbulletinboards.net

Circle the words that describe a lullaby.

loud

SOFT

s l o w

smooth

choppy

Name _____

Class _____

Date _____

Circle the words that describe a party song.

loud

SOFT

s l o w

smooth

choppy

Copyright 2014 Tracy King. All rights reserved. www.musicbulletinboards.net

How to Use Exit Tickets in Music Class

Exit tickets are great formative assessments for the music classroom. These little slips of paper will help you gauge student understanding and thus improve student performance and make your planning time more efficient. Although they are called “exit tickets” you could easily use them at the beginning of class or during a time of transitioning from one activity to the next.

Use them to record a grade, archive work for portfolios or to gauge student understanding. Not everything that we do in class or write on paper must be recorded as a grade in the gradebook. If you grade them, you’ll want to devise a plan for getting graded tickets back to students. If you aren’t going to grade them and will use them only to gauge understanding, you may choose to pitch them rather than pass them back.

Setting Up Your Classroom

In order to use exit tickets effectively, consider how you’ll get them into the hands of your students. Will you put them on a table with a can of pencils and a stack of clipboards? That’s my solution! Depending on your classroom set-up you may have to have another solution. Think about the most efficient way for students to get the exit tickets, get a pencil and have a place to work. Think about lining up procedures. Will students turn them in at a specific location? Will you collect them as they stand in line? Could student leaders pass them out and collect them? Have a plan.

Treble Clef Pitch Names

Page	Content
3	Names of Lines and Spaces
4	Identify Space Notes
5	Identify Line Notes
6	Identify Line and Space Notes
7	Find the Mistakes 1
8	Find the Mistakes 2
9	Draw the Notes 1
10	Draw the Notes 2
11	Draw Staff, Treble Clef and Line Notes
12	Draw Staff, Treble Clef and Space Notes
13	Blank Treble Staff

Name _____
Class _____
Date _____

What are the names of the treble clef lines?

What are the names of the treble clef spaces?

Circle the treble clef.



Copyright 2014 Tracy King. All rights reserved. www.musicbulletinboards.net

Name _____
Class _____
Date _____

What are the names of the treble clef lines?

What are the names of the treble clef spaces?

Circle the treble clef.



Copyright 2014 Tracy King. All rights reserved. www.musicbulletinboards.net

Name _____
Class _____
Date _____

What are the names of the treble clef lines?


What are the names of the treble clef spaces?

Circle the treble clef.



Copyright 2014 Tracy King. All rights reserved. www.musicbulletinboards.net

Name _____
Class _____
Date _____



There are four mistakes above. Find them and put an X over the incorrect letter. Then write the correct letter beside it.

Copyright 2014 Tracy King. All rights reserved. www.musicbulletinboards.net


Name _____
Class _____
Date _____



There are four mistakes above. Find them and put an X over the incorrect letter. Then write the correct letter beside it.

Copyright 2014 Tracy King. All rights reserved. www.musicbulletinboards.net

Name _____
Class _____
Date _____



There are four mistakes above. Find them and put an X over the incorrect letter. Then write the correct letter beside it.

Copyright 2014 Tracy King. All rights reserved. www.musicbulletinboards.net

PLEASE do not share this file! Purchase additional copies at www.musicbulletinboards.net or my TeachersPayTeachers site

<http://www.teacherspayteachers.com/Store/The-Bulletin-Board-Lady> or my Teacher's Notebook site <http://www.teachersnotebook.com/shop/TheBulletinBoardLady>

Your download entitles you to a license to use the unaltered file for non-commercial, non-profit purposes in one classroom only. If you are a traveling teacher and have more than one classroom you may use it for each of your classrooms. Your license does not authorize you to re-sell or otherwise use these materials for profit in any way; to alter the file in any way (although templates are made for you to customize); or to post or distribute materials created by Tracy King on Bulletin Boards for the Music Classroom on your website, through email, on message boards, or in printed copy other than in connection with activities in YOUR classroom. Doing so is a violation of federal and state copyright laws.

Clipart by:

Dancing Crayons Designs <http://www.teacherspayteachers.com/Store/Dancing-Crayon-Designs>

Zip a Dee Doo Dah Designs <http://www.teacherspayteachers.com/Store/Zip-a-dee-doo-dah-Designs>

Teacher's Scrapbook <http://www.teacherspayteachers.com/Store/Teacherscrapbook>

