


Exit Tickets for Music Class

Peter and the Wolf



How to Use Exit Tickets in Music Class

Exit tickets are great formative assessments for the music classroom. These little slips of paper will help you gauge student understanding and thus improve student performance and make your planning time more efficient. Although they are called “exit tickets” you could easily use them at the beginning of class or doing a time of transitioning from one activity to the next.

You could use them to record a grade or you could just use them to gauge understanding. Not everything that we do in class or write on paper must be recorded as a grade in the gradebook. If you grade them, you’ll want to devise a plan for getting graded tickets back to students. If you aren’t going to grade them and will use them only to gauge understanding, you may choose to pitch them rather than pass them back.

Setting Up Your Classroom

In order to use exit tickets effectively, consider how you’ll get them into the hands of your students. Will you put them on a table with a can of pencils and a stack of clipboards? That’s my solution! Depending on your classroom set-up you may have another solution. Think about the most efficient way for students to get them, get a pencil and have a place to work. Think about lining up procedures. Will students turn them in at a specific location? Will you collect them as they stand in line? Perhaps student leaders can pass out supplies and collect them. Have a plan.

Peter and the Wolf

Page	Content
3	Summarize the Story
4	Favorite Character
5	Name the Instrument
6	Composer Choices
7	Instrument Families
8	Sequence the Story
9	Blank Ticket

Write a summary of the story Peter and the Wolf.



Name _____

Class _____

Date _____



Copyright 2014 Tracy King. All rights reserved. www.musicbulletinboards.net

Write a summary of the story Peter and the Wolf.



Name _____

Class _____

Date _____



Copyright 2014 Tracy King. All rights reserved. www.musicbulletinboards.net

Write a summary of the story Peter and the Wolf.



Name _____

Class _____

Date _____



Copyright 2014 Tracy King. All rights reserved. www.musicbulletinboards.net

Name the instrument(s) that match each character from Peter and the Wolf.

Peter _____ Grandfather _____

Duck _____ Bird _____

Cat _____ Wolf _____

Hunters _____



Copyright 2014 Tracy King. All rights reserved. www.musicbulletinboards.net

Name _____

Class _____

Date _____


Name the instrument(s) that match each character from Peter and the Wolf.

Peter _____ Grandfather _____

Duck _____ Bird _____

Cat _____ Wolf _____

Hunters _____



Copyright 2014 Tracy King. All rights reserved. www.musicbulletinboards.net

Name _____

Class _____

Date _____


Name the instrument(s) that match each character from Peter and the Wolf.

Peter _____ Grandfather _____

Duck _____ Bird _____

Cat _____ Wolf _____

Hunters _____



Copyright 2014 Tracy King. All rights reserved. www.musicbulletinboards.net

Name _____

Class _____

Date _____

Think about the instruments that you heard in Peter and the Wolf. Write one instrument for each instrument family below.

Brass

Woodwind

Strings

Percussion

Copyright 2014 Tracy King. All rights reserved. www.musicbulletinboards.net

Think about the instruments that you heard in Peter and the Wolf. Write one instrument for each instrument family below.

Brass

Woodwind

Strings

Percussion

Copyright 2014 Tracy King. All rights reserved. www.musicbulletinboards.net

Think about the instruments that you heard in Peter and the Wolf. Write one instrument for each instrument family below.

Brass

Woodwind

Strings

Percussion

Copyright 2014 Tracy King. All rights reserved. www.musicbulletinboards.net

PLEASE do not share this file! Purchase additional copies at www.musicbulletinboards.net or my

TeachersPayTeachers site

<http://www.teacherspayteachers.com/Store/The-Bulletin-Board-Lady> or my Teacher's Notebook site

<http://www.teachersnotebook.com/shop/TheBulletinBoardLady>

Your download entitles you to a license to use the unaltered file for non-commercial, non-profit purposes in one classroom only. If you are a traveling teacher and have more than one classroom you may use it for each of your classrooms. Your license does not authorize you to re-sell or otherwise use these materials for profit in any way; to alter the file in any way (although templates are made for you to customize); or to post or distribute materials created by Tracy King on Bulletin Boards for the Music Classroom on your website, through email, on message boards, or in printed copy other than in connection with activities in YOUR classroom. Doing so is a violation of federal and state copyright laws.

Clipart by:

Dancing Crayons Designs <http://www.teacherspayteachers.com/Store/Dancing-Crayon-Designs>

Zip a Dee Doo Dah Designs <http://www.teacherspayteachers.com/Store/Zip-a-dee-doo-dah-Designs>

Scrappin Doodles <http://www.teacherspayteachers.com/Store/Scrappin-Doodles>

Charlotte's Clips <http://www.teacherspayteachers.com/Store/Charlottes-Clips-4150>